

# PHEIM GLOBAL ESG ISLAMIC FUND (PGEIF)

## FUND FACTSHEET - JUNE 2026

All data expressed as at 31 May 2026 unless otherwise stated.

### Investment Strategy

The Fund seeks to provide capital appreciation. To pursue this goal, the Fund will invest primarily in ASEAN market including but not limited to Malaysia, Singapore, Indonesia, Thailand, Philippines and Vietnam, in accordance with Shariah requirements.

The Fund's asset allocation is :  
Minimum 70% and up to a maximum of 95% of the NAV of the Fund will be invested in Shariah-Compliant Equities and Shariah-Compliant Equity Related Securities (including Shariah-Compliant Warrants).

0% – 20% of the NAV of the Fund will be invested in Islamic Collective Investment Schemes (including Islamic REITs);

The remaining balance NAV not invested in Shariah-Compliant equities will be invested in Sukuk and Islamic Liquid Assets.

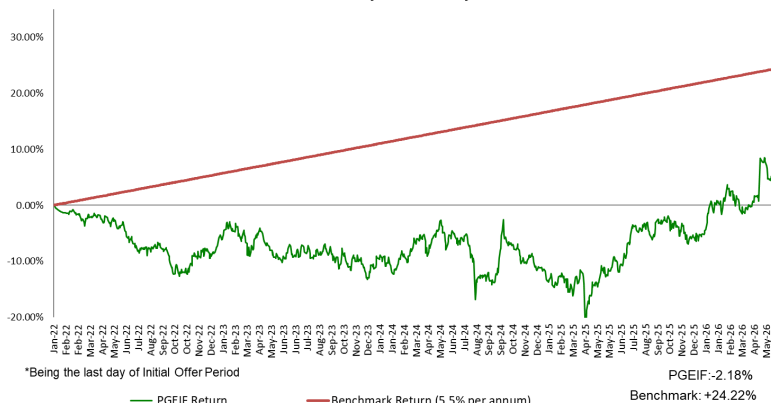
### Fund Objective

The Fund seeks to provide capital appreciation. To pursue this goal, the Fund will invest primarily in the securities of Shariah-compliant companies which emphasise on the concept of ESG in their business practices.

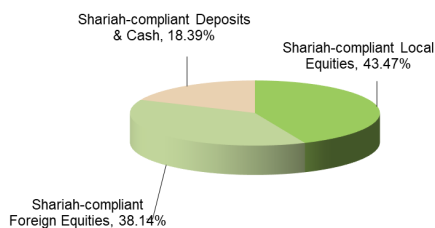
### Highlights on PGEIF

Performance data is calculated on a NAV to NAV basis.

Pheim Global ESG Islamic Fund  
vs Benchmark Return of 5.5% growth in  
NAV per annum Movement Chart  
05 January 2022\* - 31 May 2026



### Asset Allocation - Equities



### Fund Price History

	NAV / Unit (RM)	Date
Highest NAV*	1.0852	28-Dec-2025
Lowest NAV*	0.7854	3-Apr-25

\*Note: Highest and lowest NAV per unit are determined using adjusted NAV per unit. Adjusted NAV per unit are derived by assuming reinvestment of all past income distributions.

### Total Returns Ended 31 May 2026

	Year to date	Since Inception	Annualised (Since Inception)
Return	+2.47%	-2.18%	-0.50% p.a.

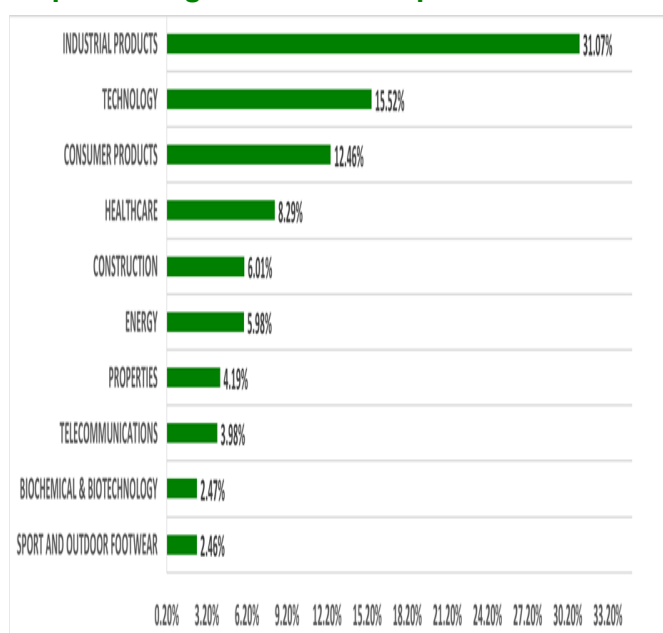
Data Source: Bloomberg & LSEG Lipper.IM



### Key Information

Category/ Type of Fund	Equity/ Growth
Launch Date	16 December 2021
Fund Size @ 31 May 2026	RM 2.68 m
Investment Manager	Pheim Islamic Asset Management Sdn Bhd
Trustee	Maybank Trustees Bhd
Shariah Adviser	Amanie Advisors Sdn Bhd
Maximum Sales Charge	5%
Annual Management Fee	1.5%
Annual Trustee Fee	0.055%
Initial Offer Price	RM1.00
NAV/Unit @ 31 May 2026 (Adjusted for distribution since inception)	RM0.9883 (RM1.0520)
Min. initial investment	RM1,000
Min. additional investment	RM100

### Top Ten Largest Sectors - Equities % of NAV



Note: The weightings are prepared based on unaudited figures.

### Performance Ranking in Lipper Fund Table

	Growth Rate (%)	Rank
3 Months (28/02/2026 - 31/05/2026)	-4.51	28/29
6 Months (30/11/25 - 31/05/2026)	+3.64	26/29
1 Year (31/05/2025 - 31/05/2026)	+10.78	23/27
3 Years (31/05/2023 - 31/05/2026)	+8.93	22/23

Source: LSEG Lipper.IM

Past Performance of the Fund is not indicative of the future performance of the Fund.

Based on the fund's portfolio as at 31 May 2026, the Volatility Factor (VF) for this fund is 9.89 and is classified as "Moderate". (source: LSEG Lipper). "Moderate" includes funds with VF that are above 8.585 but not more than 11.775 (source: LSEG Lipper IM). The VF means there is a possibility for the fund in generating an upside return or downside return around this VF. The Volatility Class (VC) is assigned by Lipper based on quintile ranks of VF of qualified funds. VF is subject to monthly revision and VC will be revised every six months. The fund's portfolio may have change since this date and there is no guarantee that the fund will continue to have the same VF or VC in the future. Presently, only funds launched in the market for at least 36 months will display the VF and its VC."

Note: Before investing we recommend that you read and understand the contents of the Pheim Master Prospectus dated 16 December 2021, the First Supplemental Master Prospectus dated 28 September 2023 and the Second Supplemental Master Prospectus dated 18 April 2024 of which has been registered with the Securities Commission, who takes no responsibility of the contents. The above information has not been reviewed by the SC and is subject to the relevant warning, disclaimer, qualification or terms and conditions stated herein. Units will be issued upon receipt of completed application form which is readily available together with the Pheim Master Prospectus & Supplemental Master Prospectus at our main office or any of our authorised agents. Past earnings or a fund's distribution is not a guarantee or reflection of the fund's future earnings/ future distribution. The prices of units and distribution payable if any, may go down as well as up. Where a unit split/distribution is declared, you are advised that following the issue of additional units/distribution, the net asset value per unit will be reduced from pre-unit split NAV/cum-distribution NAV to post-unit split NAV/ex-distribution NAV. Where a unit split is declared, the value of your investment in Malaysian ringgit terms will remain unchanged after the distribution of the additional units. Also consider the fees and charges involved before investing. This Fund has not been approved for sale or purchase by any authority outside Malaysia. Non-Malaysian residents are advised to observe all applicable laws and regulations of their relevant jurisdiction. Please refer to the Master Prospectus dated 16 December 2021 for more information on special risks involved in investing in this fund. The Product Highlights Sheet is available and investors have the right to request for it, and should read and understand it together with any other product disclosure document before making any investment decision. The information contained herein does not have any regard to the specific investment objectives, financial situation or particular needs of any person. Views, thoughts and opinions expressed herein belong solely to the author and not necessarily to the author's employer. We assume no responsibility or liability for any errors or omissions in the content of this marketing material. Investors may wish to seek advice from a financial advisor before making any investment decision. Past performance is not indicative of future results. Investors should not be solely relied on ratings or rankings provided to make an investment decision. An investment is subject to investment risks, including the possible loss of the principal amount invested.